



Cyngor Castell-nedd Port Talbot  
Neath Port Talbot Council

# Performance Indicators







Neath Port Talbot Council







Appendix 1 - Education, Skills and Culture Cabinet Board - Key Performance Indicators - Quarter1 ( 1st April - 30th June) - 2021/22








*Print Date: 07-Oct-2021*

## How will we know we are making a difference (01/04/2021 to 30/06/2021)?

PI Title	Actual 19/20	Actual 20/21	Actual 21/22	Target 21/22	Perf. RAG
<b>Organisation</b>					
CP/002 - Number of full day childcare places provided	2996.00	2276.00	2287.00	2400.00	 Amber
The number of places has decreased since the end of 2020/21 (2335), although the number of settings has increased by one. Registered numbers fluctuate through the year as settings change or vary their registered numbers. The sector is still reacting and responding to the impacts of COVID which continues to affect how they operate.					
CP/005 - PAM/007 - Percentage of pupil attendance in primary schools				0.00	 NA
Data reported in quarter 2 2021/22 - No target set in the 2021/23 Corporate Plan due to COVID-19.					
CP/006 - PAM/008 - Percentage of pupil attendance in secondary schools				0.00	 NA
Data reported in quarter 2 2021/22 - No target set in the 2021/23 Corporate Plan due to COVID-19.					
CP/007 - PAM/033 - Percentage of pupils assessed in Welsh at the end of Foundation phase	16.63			15.80	 NA
Data for the 2020/21 academic year reported in quarter 2 2021/22					
Foundation Phase assessments were not undertaken for 2020/21 (2019/20 academic year) due to COVID-19.					
Data for 2019/20 (16.63%) relates to 2018/19 academic year.					
CP/008 - PAM/034 - Percentage of year 11 pupils studying Welsh first language				11.70	 NA
Data for the 2020/21 academic year reported in quarter 2 2021/22					
CP/014 - Percentage of 11 - 19 year olds in contact with the Youth Service (measured cumulatively over the financial year - quarterly)	12.54	2.39	10.57	7.00	 Green
The number of 11-19 year olds who have had contact with the Youth Service is starting to return to normal levels but is still down on pre pandemic levels. During quarter1 2021/22, 1587 young people have engaged with the youth service whilst in quarter 1 of 2019/20 (pre pandemic) this figure was 1855. During quarter 1 2020/21 we had contact with 352 young people. Figures should rise over the second quarter 2 2021/22 when the schools and youth clubs start back.					

PI Title	Actual 19/20	Actual 20/21	Actual 21/22	Target 21/22	Perf. RAG
CP/072 - Number of visits to our theatres	65045.00			0.00	 NA
All theatres have been closed due to COVID-19. No target set in the 2021/23 Corporate Plan due to COVID-19.					
CP/073 - PAM/040 - Percentage of quality Indicators achieved by the Library Service				0.00	 NA
Data reported in quarter 3 2021/22 - No target set in the 2021/23 Corporate Plan due to COVID-19.					
CP/074 - PAM/017 - Number of visits to leisure centres per 1,000 population	1896.30		543.59	0.00	 Green
There has been a fall in visitor numbers to leisure centres per 1,000 population compared to quarter 1 2019/20 figure due to COVID-19. No data available for quarter 1 2020/21 and no target set in the 2021/23 Corporate Plan due to COVID-19.					
CP/108- PAM/032 - Capped 9 score				345.00	 NA
Data for the 2020/21 academic year reported in quarter 2 2021/22.					
CP/116 - Communities for Work – priority 1 (age 25+): number of people helped to gain training, volunteering, work experience or sustainable employment			17.00	21.00	 Red
New indicator for 21/22 Staff continue to work from home, although starting to see those who are vulnerable at Tir Morfa Centre. Priority1 participants throughout Wales are slow to engage or having the most complex barriers to move into employment.					
CP/117 - Communities for Work – Priority 3 (age 16-24): number of people helped to gain training, volunteering, work experience, full time education or sustainable employment			31.00	11.00	 Green

PI Title	Actual 19/20	Actual 20/21	Actual 21/22	Target 21/22	Perf. RAG
<p>New indicator for 2021/22.</p> <p>Priority 3 (age 16-24) have been the most proactive group engaging with the programme and seeing good results. Working with the Tier lists (see below) with our Youth Service has had a positive start to the new financial year.</p> <p>There are 5 categories in the Tier list which are:</p> <ul style="list-style-type: none"> <li>• Tier 1 Unknown status on leaving Careers Wales services</li> <li>• Tier 2 Unemployed 16 and 17 year olds, known to Careers Wales, who are not available for EET (Employment, Education or Training)</li> <li>• Tier 3 Unemployed 16 and 17 year olds known to Careers Wales</li> <li>• Tier 4 Young People at risk of dropping out of EET</li> <li>• Tier 5 Young People in Further Education, Employment or Training (EET)</li> </ul>					
CP/118 - Communities for Work Plus – Programme for age 16+: number of people helped to gain training, volunteering, work experience, sustainable employment or those who are in "in work poverty			73.00	75.00	 Amber
<p>New indicator for 2021/22.</p> <p>Staff continue to work from home, although starting to see those who are most vulnerable face to face at Tir Morfa Centre. CfW+ (Communities for Work Plus) remains an active programme, and Welsh Government are happy with the conversion rate from engagements into employment.</p>					
ELLL - EDU/015a - The percentage of final statements of special education needs issued within 26 weeks including exceptions. (measured over the calendar year - quarterly)	60.56	50.00	27.85	50.00	 Red
<p>27.85% - 22 statements issued within the 26 week timescale (including exceptions) out of a total of 79 possible statements. A significant number of assessments were completed outside of the 26 week timescale due to the backlog of Medical reports being received from the Community Paediatrician. Although some parents/carers were happy to proceed without these reports, many exercised their right to wait.</p>					
ELLL - EDU/015b - The percentage of final statements of special education needs issued within 26 weeks excluding exceptions. (measured over the calendar year - quarterly)	100.00	100.00	100.00	100.00	 Green
<p>100% - 22 statements issued within the 26 week timescale (excluding exceptions) out of a total of 22 possible statements.</p> <p>This figure exemplifies that when there are no delayed advices from professionals, the team is able to effectively meet the 26 weeks statutory timescale.</p>					
ELLL - LCL001 - The number of visits to public libraries during the year, per 1,000 population (measured cumulatively over the financial year - quarterly)	1300.86		351.67	1300.00	 Red

PI Title	Actual 19/20	Actual 20/21	Actual 21/22	Target 21/22	Perf. RAG
Restrictions placed upon public libraries are still impacting on visitor figures. Presently libraries are unable to offer their full range of activities and events. There has been a gradual increase of 5% each month since April. A return to full time opening hours on June 1st has contributed to this.					
ELLL - PI/444 - Percentage of Year 11 pupils achieving 5 GCSEs at grades A*-C, or equivalent, including English or Welsh first language and Maths				50.00	 NA
Data reported Q2					